HOSPITAL DE EMERGERGENCIAS JOSE CASIMIRO ULLOA
OFICINA EJECUTIVA DE PLANEAMIENTO Y PRESUPUESTO

EJECUCION DE PRESUPUESTO INSTITUCIONAL A FEBRERO 2012 (DEVENGADO)

FUENTE	GENERICA	PIM	PCA	EJECUTADO		TOTAL	SALDO	EJEC
				ENE	FEB	S/.	S/.	%
TODA FUENTE	2.1 PERSONAL	19,462,373	19,462,373	1,719,168	1,654,310	3,373,478	16,088,895	17.33
	2.2 PENSIONES	2,664,643	2,664,643	247,202	210,693	457,895	2,206,748	17.18
	2.3 BIENES Y SERVICIOS	15,295,626	15,295,626	438,437	1,711,720	2,150,157	13,145,469	14.06
	2.5 OTROS GASTOS	21,762	21,762	0	21,762	21,762	0	100.00
	2.6 ACTIVOS NO FINANCIEROS	2,922,672	2,922,672	0	18,084	18,084	2,904,588	0.62
TOTAL TODA FUENTE		40,367,076	40,367,076	2,404,807	3,616,570	6,021,376	34,345,700	14.92

FUENTE	GENERICA	PIM	PCA	EJECUTADO		TOTAL	SALDO	EJEC
				ENE	FEB	S/.	S/.	%
R.O.	2.1 PERSONAL	17,286,269	17,286,269	1,580,498	1,420,310	3,000,808	14,285,461	17.36
	2.2 PENSIONES	2,664,643	2,664,643	247,202	210,693	457,895	2,206,748	17.18
	2.3 BIENES Y SERVICIOS	7,452,567	7,452,567	394,941	982,924	1,377,865	6,074,702	18.49
	2.5 OTROS GASTOS	0	0	0	0	0	0	0.00
	2.6 ACTIVOS NO FINANCIEROS	2,552,672	2,552,672	0	0	0	2,552,672	0.00
TOTAL R.O.		29,956,151	29,956,151	2,222,640	2,613,928	4,836,568	25,119,583	16.15

FUENTE	GENERICA	PIM	PCA	EJECUTADO		TOTAL	SALDO	EJEC
				ENE	FEB	S/.	S/.	%
R.D.R.	2.1 PERSONAL	2,176,104	2,176,104	138,670	234,000	372,670	1,803,434	17.13
	2.3 BIENES Y SERVICIOS	7,379,709	7,379,709	43,497	728,796	772,292	6,607,417	10.47
	2.5 OTROS GASTOS	21,762	21,762	0	21,762	21,762	0	100.00
	2.6 ACTIVOS NO FINANCIEROS	350,000	350,000	0	18,084	18,084	331,916	5.17
TOTAL R.D.R.		9,927,575	9,927,575	182,167	1,002,641	1,184,808	8,742,767	11.93

FUENTE	GENERICA	PIM	PCA	EJECUTADO		TOTAL	SALDO	EJEC
				ENE	FEB	S/.	S/.	%
DYT	2.3 BIENES Y SERVICIOS	463,350	463,350	0	0	0	463,350	0.00
	2.6 ACTIVOS NO FINANCIEROS	20,000	20,000	0	0	0	20,000	0.00
TOTAL DYT		483,350	483,350	0	0	0	483,350	0.00

FUENTE : SIAF MPP

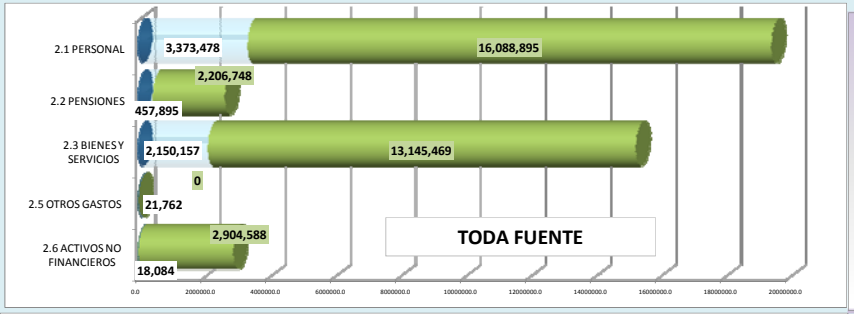

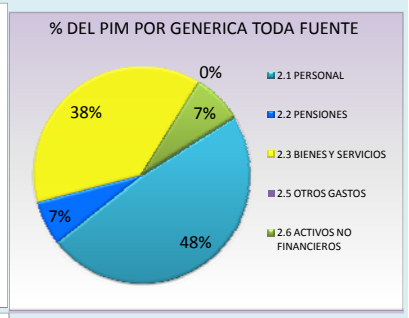

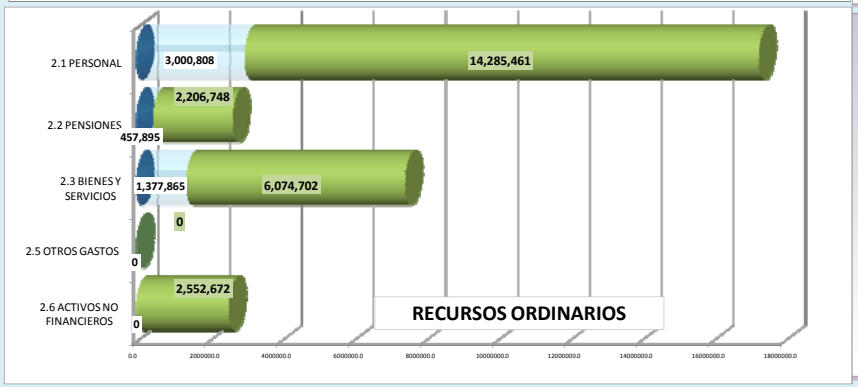

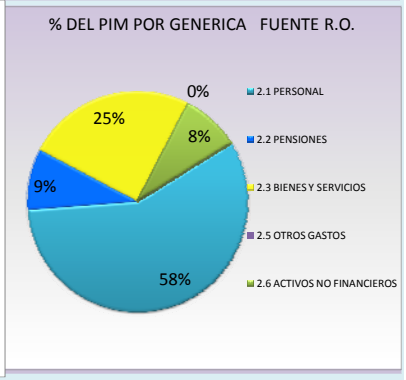

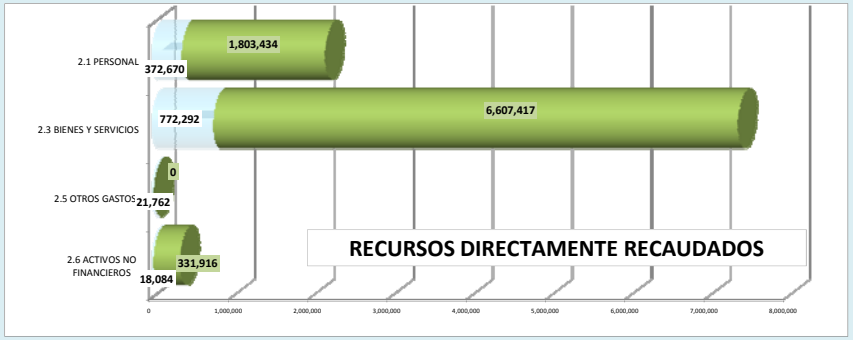

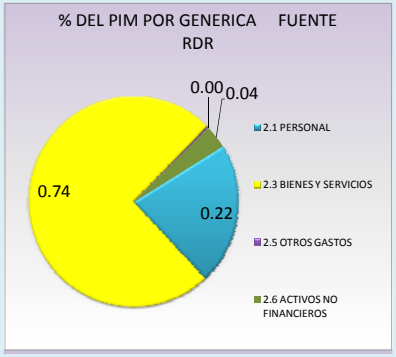

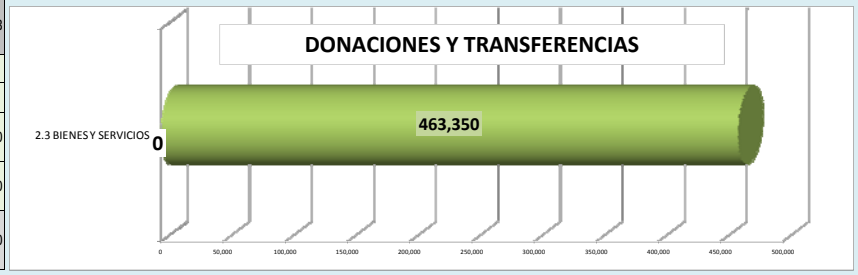

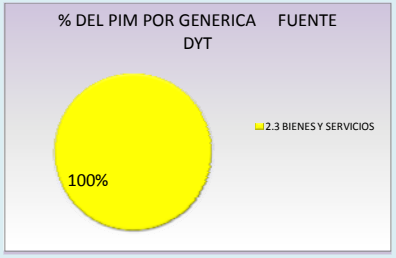

FUENTE	CODIGO PARTIDA	PIM	RECAUDADO		TOTAL RECAUDADO	SALDO	% RECAUDADO
			ENE	FEB	S/.		
CION	1.3 VENTA DE BIENES Y SERVICIOS	8,709,235	684,594	688,524	1,373,118	7,336,117	15.77



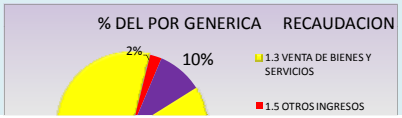
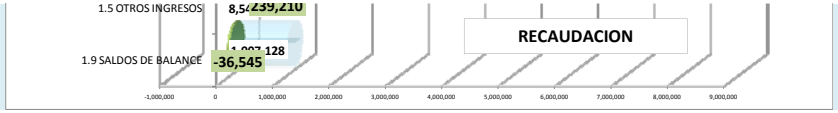
RECAUDACION R.D.R.	1.5 OTROS INGRESOS	247,757	4,528	4,019	8,547	239,210	3.45
	1.9 SALDOS DE BALANCE	970,583	1,007,128	0	1,007,128	-36,545	103.77
TOTAL RECAUDADO		9,927,575	1,696,251	692,542	2,388,793	7,538,782	24.06